



#### Project 01: Abstraction

This project deals with the elements of design such as point, line, shapes, axis, focal point, and read the colors as element of design.





#### Project 02: Figure and Ground

This project deals with the principles of design such as focal point, unity, balance, figure ground, based on which the two-dimensional compositions "look" interesting.



#### Project 03: Spatial Organization

This project deals with, formal Organizations: centralized form, linear form, Radial form, Clustered form and Grid form. In order to understand the elements forming a composition as a unified completely, the combination of elements must be related to one another in a coherent manner.



#### Project 04: Bas Relief

This project deals with Definition of three-dimensional form, Primary solids, and Transformation of form. This project emphasizes the transition from 2D to 3D composition through the manipulation of a form's width, depth and height. Explore with both subtractive and additive forms to achieve satisfying results.



#### Project 05: Six Squares and Cube

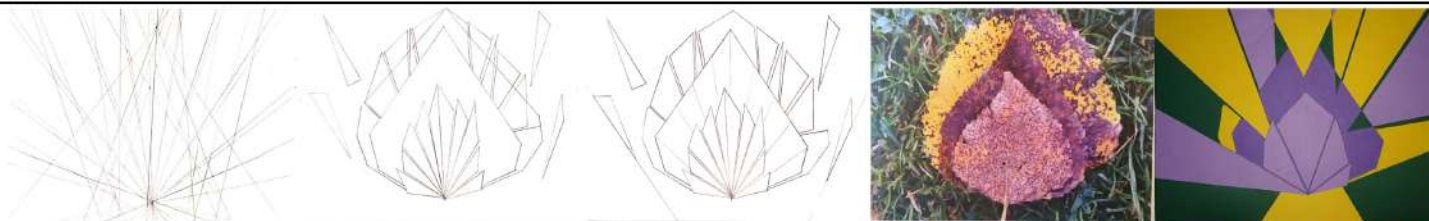
This exercise comes at the end of this course; it aims to measure the design abilities student acquired so far. Students are ask in this project to capitalise on the experience you gained during the last three months of basic design1. Using the principles of Design: Axis ,Scale, Balance (symmetry and asymmetry) , Proportion , Rhythm ,Emphasis (Focal point) , Unity, Hierarchy, &





#### Project 01: Abstraction

This project deals with the elements of design such as point, line, shapes, axis, focal point, and read the colors as element of design.



#### Project 02: Figure and Ground

This project deals with the principles of design such as focal point, unity, balance, figure ground, based on which the two-dimensional compositions "look" interesting.



#### Project 03: Spatial Organization

This project deals with, formal Organizations: centralized form, linear form, Radial form, Clustered form and Grid form. In order to understand the elements forming a composition as a unified completely, the combination of elements must be related to one another in a coherent manner.



#### Project 04: Bas Relief

This project deals with Definition of three-dimensional form, Primary solids, and Transformation of form. This project emphasizes the transition from 2D to 3D composition through the manipulation of a form's width, depth and height. Explore with both subtractive and additive forms to achieve satisfying results.



#### Project 05: Six Squares and Cube

This exercise comes at the end of this course; it aims to measure the design abilities student acquired so far. Students are ask in this project to capitalise on the experience you gained during the last three months of basic design1. Using the principles of Design: Axis ,Scale, Balance (symmetry and asymmetry) , Proportion , Rhythm ,Emphasis (Focal point) , Unity, Hierarchy, &








#### Project 01: Abstraction

This project deals with the elements of design such as point, line, shapes, axis, focal point, and read the colors as element of design.



#### Project 02: Figure and Ground

This project deals with the principles of design such as focal point, unity, balance, figure ground, based on which the two-dimensional compositions "look" interesting.



#### Project 03: Spatial Organization

This project deals with, formal Organizations: centralized form, linear form, Radial form, Clustered form and Grid form. In order to understand the elements forming a composition as a unified completely, the combination of elements must be related to one another in a coherent manner.



#### Project 04: Bas Relief

This project deals with Definition of three-dimensional form, Primary solids, and Transformation of form. This project emphasizes the transition from 2D to 3D composition through the manipulation of a form's width, depth and height. Explore with both subtractive and additive forms to achieve satisfying results.



#### Project 05: Six Squares and Cube

This exercise comes at the end of this course; it aims to measure the design abilities student acquired so far. Students are ask in this project to capitalise on the experience you gained during the last three months of basic design1. Using the principles of Design: Axis ,Scale, Balance (symmetry and asymmetry) , Proportion , Rhythm ,Emphasis (Focal point) , Unity, Hierarchy, &





#### Project 01: Abstraction

This project deals with the elements of design such as point, line, shapes, axis, focal point, and read the colors as element of design.



#### Project 02: Figure and Ground

This project deals with the principles of design such as focal point, unity, balance, figure ground, based on which the two-dimensional compositions "look" interesting.




#### Project 03: Spatial Organization

This project deals with, formal Organizations: centralized form, linear form, Radial form, Clustered form and Grid form. In order to understand the elements forming a composition as a unified completely, the combination of elements must be related to one another in a coherent manner.




#### Project 04: Bas Relief

This project deals with Definition of three-dimensional form, Primary solids, and Transformation of form. This project emphasizes the transition from 2D to 3D composition through the manipulation of a form's width, depth and height. Explore with both subtractive and additive forms to achieve satisfying results.



#### Project 05: Six Squares and Cube

This exercise comes at the end of this course; it aims to measure the design abilities student acquired so far. Students are ask in this project to capitalise on the experience you gained during the last three months of basic design1. Using the principles of Design: Axis ,Scale, Balance (symmetry and asymmetry) , Proportion , Rhythm ,Emphasis (Focal point) , Unity, Hierarchy, &

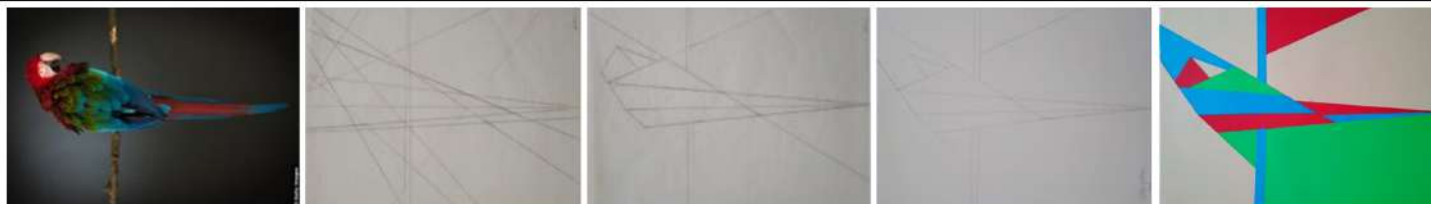






#### Project 01: Abstraction

This project deals with the elements of design such as point, line, shapes, axis, focal point, and read the colors as element of design.



#### Project 02: Figure and Ground

This project deals with the principles of design such as focal point, unity, balance, figure ground, based on which the two-dimensional compositions "look" interesting.



#### Project 03: Spatial Organization

This project deals with, formal Organizations: centralized form, linear form, Radial form, Clustered form and Grid form. In order to understand the elements forming a composition as a unified completely, the combination of elements must be related to one another in a coherent manner.



#### Project 04: Bas Relief

This project deals with Definition of three-dimensional form, Primary solids, and Transformation of form. This project emphasizes the transition from 2D to 3D composition through the manipulation of a form's width, depth and height. Explore with both subtractive and additive forms to achieve satisfying results.



#### Project 05: Six Squares and Cube

This exercise comes at the end of this course; it aims to measure the design abilities student acquired so far. Students are ask in this project to capitalise on the experience you gained during the last three months of basic design1. Using the principles of Design: Axis ,Scale, Balance (symmetry and asymmetry) , Proportion , Rhythm ,Emphasis (Focal point) , Unity, Hierarchy, &

